


DIVISION OF STUDENT SUCCESS AND EDUCATIONAL SUPPORT

Enrollment

Enrollment at Stockton College of New Jersey



At 17,500, enrollment in 2014-15 is the highest since 1994-95. The enrollment in 2014-15 is 3% higher than in 2009-10, a significant increase.


SPRING 2015 ENROLLMENT TRENDS

1995-96 enrollment of 15,000. The enrollment in 2014-15 is 17,500, a 16.7% increase from 1995-96. The enrollment in 2014-15 is 3% higher than in 2009-10, a significant increase.

The Spring 2015 enrollment figure is 5,599, compared to the Spring 2014 enrollment figure of 5,477. This represents a 2.2% increase from the Spring 2014 enrollment figure. This gain represents the highest percentage increase in enrollment since the Spring 2014 enrollment figure.

NEW STUDENTS


1,447 new students enrolled in the Spring 2015 semester, compared to 1,414 new students in the Spring 2014 semester. The Spring 2015 cohort of 446 new students consisted of more transfers (274) and freshmen students (50) than the Spring 2014 cohort.



1996 ENROLLMENT REPORT


Comparison of 1993, 1994, 1995, 1996

1995	1996	1994	1996
5627	5736	5616	5619
Annualized Headcount			



Fall Freshman Class

1993	1994	1995	1996
74.70%	74.70%	74.70%	74.70%
74.70%	74.70%	74.70%	74.70%



HIST	120 (2%)	118 (2%)	118 (2%)	99 (2%)
INTERNATIONAL	224 (5%)	232 (5%)	272 (5%)	272 (5%)
PHIL	0	22 (0%)	17 (0%)	0 (0%)
PHYS	0	0	0	0
PSYC	0	0	0	0
RELI	0	0	0	0
SCIS	0	0	0	0
SOCS	0	0	0	0
THEAT	0	0	0	0
WOMEN	0	0	0	0
ZOO	0	0	0	0
UNASS	0	864 (23%)	1156 (22%)	1139 (22%)
DIOL	234 (5%)	297 (5%)	351 (7%)	409 (8%)
CHEM	11 (0%)	54 (1%)	74 (1%)	80 (2%)

866 (17%)	808 (15%)	1156 (22%)	1139 (22%)
214 (4%)	104 (2%)	269 (4%)	205 (4%)