

The...

Fall 1992

...

...

...

...

...

...

...

...

...

...

...

...

...

...

...

...

...

...

# ADMISSIONS QUESTIONS SERIES

In 1998 semester 1 semester  
process in history in both men and


College's enrollment management program with  
provided most selective admission  
transfers

the are fewer few students (freshman and transfers) enrolled this term when  
compared to last year a greater proportion of the population of the US State's

Academic achievement was used by the school and academic  
indicators of student success



	2017	2018	2019	Characteristics
Female	27255 (49%)	2700 (48%)	2733 (47%)	Female
Male	28227 (51%)	29835 (52%)	30495 (53%)	Male
White	4311 (12%)	680 (12%)	647 (12%)	White
Black	17171 (73%)	1774 (73%)	1792 (73%)	Black
Hispanic	4808 (95%)	4820 (95%)	4806 (95%)	Hispanic



THE KILBARDIN COUNTY & NATIONAL BENEVOLENT SOCIETY -  
Comparison of 1991-1992-1993 Expenditures  
by Declared and Intended Major




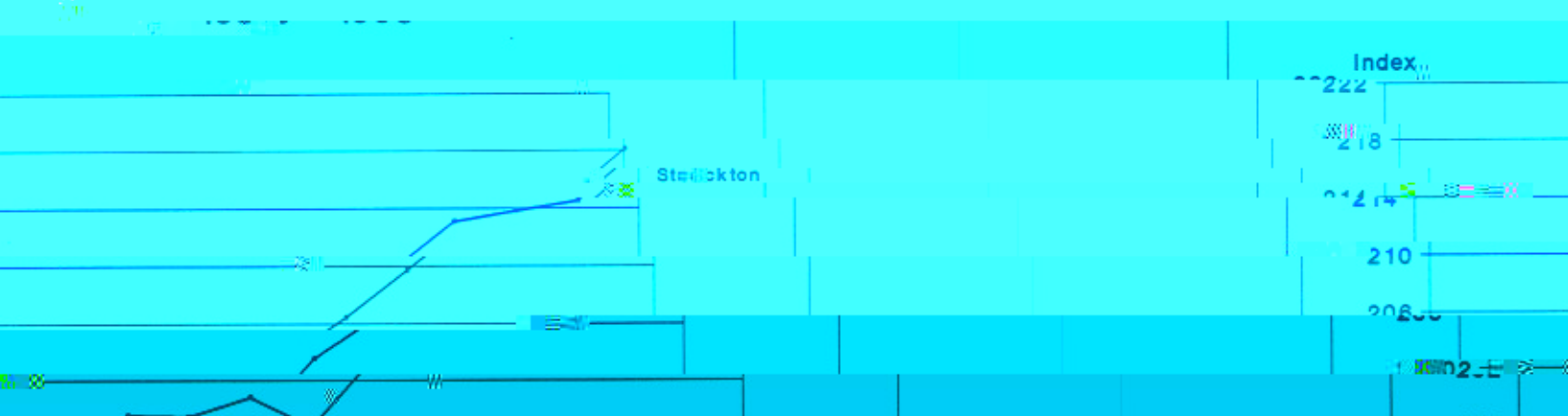

### Stockton College of New Jersey

Fall 1980 - Fall 1983

Total Applicants



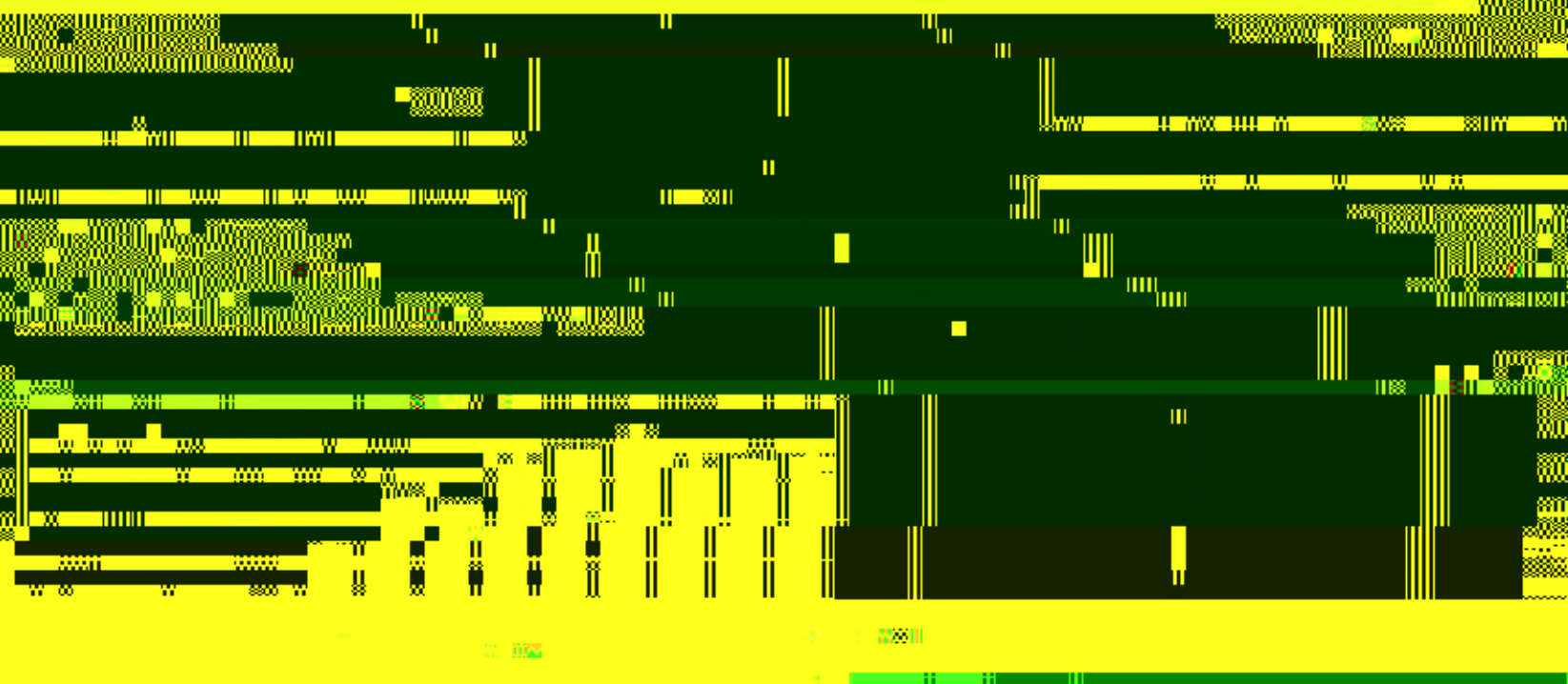
# Stockton College of Arts and Sciences Averett High School Rank 1980-1993



## Stockton College of Menage of New Jersey Total Undergraduate Population (UDCT)



UDCT = Undergraduate Degree Completion Total



UDCT = Undergraduate Degree Completion Total

UDCT = Undergraduate Degree Completion Total

UDCT = Undergraduate Degree Completion Total

UDCT = Undergraduate Degree Completion Total

UDCT = Undergraduate Degree Completion Total

UDCT = Undergraduate Degree Completion Total

UDCT = Undergraduate Degree Completion Total

UDCT = Undergraduate Degree Completion Total

UDCT = Undergraduate Degree Completion Total

UDCT = Undergraduate Degree Completion Total

UDCT = Undergraduate Degree Completion Total