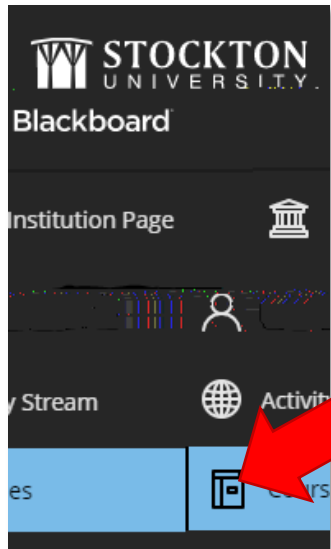



HOW TO ACCESS THE PROTECTION OF MINORS TRAINING MATERIALS

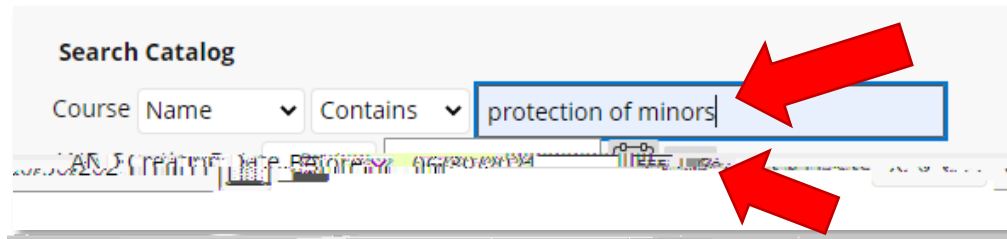
1. Click on "Courses" in the left-side menu



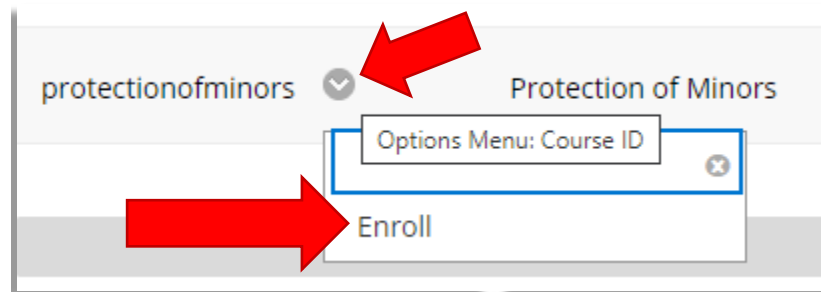
2. Click on "Course Catalog" in the upper-right of the screen



3. Under Search Catalog, type "Protection of Minors," then click on Go



4. Hover the mouse over "protection of minors" and click the chevron (down arrow), then click "Enroll"



5. Click on "Submit" to verify your enrollment.



6. Once you're successfully enrolled, click on the OK button (bottom-right of window) to enter the course.